

Musical Moments for Kindergarteners!



Pick an activity at least once or twice a week to help keep musical moments in your routine! Have fun 😊

<p>Sing <i>Pop Goes the Weasel</i> to a friend or family member. Now teach them the song and sing it together.</p>	<p>Ask your family to share their favorite songs with you!</p>	<p>Sing a song with a loud voice. Sing it again with a quiet voice.</p> <p>Which way is your favorite?</p>	<p>Have someone read you a story. Add sound effects using your voice and household items.</p>	<p>Wiggle like a wiggle worm.</p> <p>Stand like a statue.</p> <p>What other ways can you move your body?</p>
<p>Sing your favorite music class songs to your stuffed animals.</p>	<p>Draw <i>Little Bunny Foo Foo</i>. You can even color him in if you have crayons. Now sing the song for your family!</p>	<p>Make up your own song and sing it to your family. You can even FaceTime with a family member who lives far away and sing it for them, too!</p>	<p>Draw squiggly lines and try making your voice follow the path you created.</p>	<p>Teach someone your favorite dance move.</p>



Explore the wonderful world of music with these websites!

Classics for Kids: Lots of fun games, including making your own music. <https://www.classicsforkids.com/>

New York Philharmonic KidZone: Games and interesting information. <https://nyphilkids.org>

SFS Kids: Games, instrument exploration and orchestrations. <http://www.sfskids.org/play/>

Musical Moments for First Graders!



Pick an activity at least once or twice a week to help keep musical moments in your routine! Have fun 😊

Blow a bubble and follow it with your voice. (When the bubble rises in the air, your voice should rise, too!)	Try to find a fast song. Now, try to find a slow song. You can dance fast and slow along with your songs!	Sing the <i>Hello Song</i> to someone. Can you teach it to them? Now have a performance of the song!	Practice keeping the steady beat along with any song. Try clapping your hands or stomping your feet to the beat!	Tell someone about an instrument you want to play and why! Draw a picture of the instrument.
Teach your family how to play Freeze Dance with your favorite song!	Sing <i>Bate, Bate Chocolate</i> as you wash your hands.	Call a friend and use only your singing voices to have a conversation!	Choose a song to listen to. Draw a picture while you listen. Can you describe your picture and song to someone?	Ask a family member to teach you a new song! Remember to sing using your very best voice.



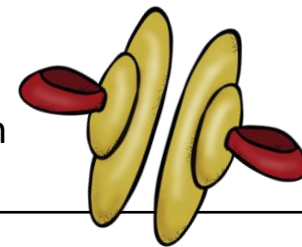
Explore the wonderful world of music with these websites!

Classics for Kids: Lots of fun games, including making your own music. <https://www.classicsforkids.com/>

New York Philharmonic KidZone: Games and interesting information. <https://nyphilkids.org>

SFS Kids: Games, instrument exploration and orchestrations. <http://www.sfskids.org/play/>

Musical Moments for Second Graders!



Pick an activity at least once or twice a week to help keep musical moments in your routine! Have fun 😊

<p>Sing <i>Chicken on a Fence Post</i> as you wash your hands.</p> <p>Can you remember the dance? Try it and see what silly moves you can add to it!</p>	<p>Create a repeated rhythm pattern using body percussion such as claps, pats, snaps, stomps, and other polite body sounds.</p>	<p>Listen to a favorite song and describe it in as much detail as possible. How fast/slow and loud/soft is it? What instruments do you hear? What is it about?</p>	<p>Sing <i>Alabama Gal</i> to a friend or family member! Can you teach the song to him or her? Can you sing the song together?</p> <p>Try making up a new dance for the song while you sing it.</p>	<p>Make up your own song and sing it to your family. You can even FaceTime or Skype with a family member who lives far away and sing it for them, too!</p>
<p>Ask your family to share their favorite songs with you!</p>	<p>Teach someone your favorite folk dance from this school year.</p>	<p>Close your eyes and listen to music from a cartoon or movie. Can you tell what is happening with the music used? How does it make you feel?</p>	<p>Create a musical instrument out of household items such as cans, boxes, milk jugs, utensils, etc. Experiment with the different sounds it can make.</p>	<p>Try clapping a short pattern as you keep the beat of a song. Repeat it along with the music!</p>



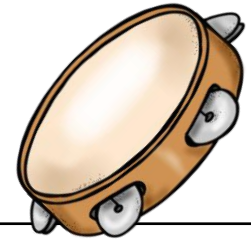
Explore the wonderful world of music with these websites!

Classics for Kids: Lots of fun games, including making your own music. <https://www.classicsforkids.com/>


New York Philharmonic KidZone: Games and interesting information. <https://nyphilkids.org>

SFS Kids: Games, instrument exploration and orchestrations. <http://www.sfskids.org/play/>

Musical Moments for Third Graders!



Pick an activity at least once or twice a week to help keep musical moments in your routine! Have fun 😊

<p>Try to find a fast song. Now, find a slow song. Maybe you can find a song that's medium speed. Try dancing to show the unique Tempo of each song.</p>	<p>Create a rhythm pattern, using quarter notes, eighth notes, sixteenth notes and quarter rests. Write it down. Practice clapping, patting or tapping it.</p> 	<p>Listen to a favorite song and describe it in as much detail as possible. How fast/slow and loud/soft is it? What instruments do you hear? What is it about?</p>	<p>Find some things in your home that can be used as an instrument.</p> <p>CHALLENGE: Can you find an instrument that you can hit, shake, or scrape?</p>	<p>Choose a song to listen to. Draw a picture while you listen. Show your picture to someone and have them guess what they think the song was about.</p>
<p>Learn and sing a new song from a movie, TV show or video game.</p>	<p>Clap the rhythm of a song that you have sung in Music class. Call a friend and see if they can identify that song.</p>	<p>Blow a bubble and follow it with your voice. Draw an interesting line and then trace it with your voice.</p>	<p>Find a song on YouTube or Spotify that features an orchestra playing. What instruments can you hear and name?</p>	<p>Teach your family how to play Freeze Dance with your favorite song!</p>



Explore the wonderful world of music with these websites!

One Motion: Try the Chord Player and Drum Machine.

<https://www.onemotion.com/chord-player/>

New York Philharmonic KidZone: Games and interesting information.

<https://nyphilkids.org>

SFS Kids: Games, instrument exploration and orchestrations .

<http://www.sfskids.org/play/>

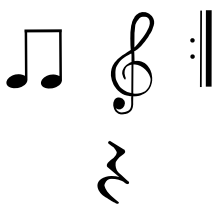
Chrome Music Lab: Create music in a variety of ways!

<https://musiclab.chromeexperiments.com/>

Musical Moments for Fourth Graders!



Pick an activity at least once or twice a week to help keep musical moments in your routine! Have fun 😊

<p>Create a musical instrument out of household items such as cans, boxes, milk jugs, utensils, etc. Experiment with the different sounds it can make and the different ways you can play it.</p>	<p>Create short rhythm patterns using quarter notes, quarter rests and eighth notes. FaceTime or Call a friend. Clap your patterns. Can they tell you what you clapped? Can you tell them what they clapped?</p>	<p>Find a piece of music with two sections (A and B), create different dance moves for each section. Example: The Chicken Dance!</p>	<p>Make a list of every style of music you hear as you watch T.V. in one day. What types of music did you hear? Did you hear anything surprising?</p>	<p>Sing <i>The Git Up</i> as you wash your hands. Can you remember the dance? Try it and see what silly moves you can add to it!</p>
<p>Teach someone your favorite dance.</p>	<p>Create a picture using the following music symbols:</p> 	<p>Improvise a rhythm by clapping a pattern as you keep with the beat of a song. Any song will work.</p>	<p>Call a friend and hum the melody of a song that you have sung in music class. See if they can figure out the song.</p>	<p>Make a Moodle: Choose a song to listen to. Draw a picture while you listen. Show your moodle to someone and have them guess what they think the song was about.</p>



Explore the wonderful world of music with these websites!

One Motion: Try the Chord Player and Drum Machine.

<https://www.onemotion.com/chord-player/>

Chrome Music Lab: Create music in a variety of ways!

<https://musiclab.chromeexperiments.com/>

SFS Kids: Games, instrument exploration and orchestrations.

<http://www.sfskids.org/play/>



The Rhythm Trainer: A fun game for identifying rhythms.


<http://www.therhythmtrainer.com/>

Musical Moments for 5-6th Graders!

Pick an activity at least once or twice a week to help keep musical moments in your routine! Have fun 😊



<p>Play the Mirror Game: Find a partner and stand facing each other. While you play gentle music, one of you will move your arms in time to the music. The other person copies their partners' moves from the other side of the mirror.</p>	<p>Close your eyes and listen to music from a cartoon or movie. Can you tell what is happening with the music used? How does it make you feel?</p>	<p>Listen to a favorite song and describe it in as much detail as possible. How fast/slow and loud/soft is it? What instruments do you hear? What is it about?</p>	<p>Find some things in your home that can be used as an instrument. CHALLENGE: Can you find instruments that you can hit, shake, or scrape?</p>	<p>Write a rhythm pattern using the following notes and rests:   Practice clapping, patting or tapping your creation.</p>
<p>Teach your family how to play Freeze Dance with your favorite song!</p>	<p>Create a repeated rhythm pattern using body percussion such as claps, pats, snaps, stomps, and other polite body sounds.</p>	<p>Learn and sing a new song from a movie, TV show or video game.</p>	<p>Blow a bubble and follow it with your voice. Draw an interesting line and then trace it with your voice.</p>	<p>Find a song on YouTube or Spotify that features an orchestra playing. Name all the instruments you can hear.</p>



Explore the wonderful world of music with these websites!

One Motion: Try the Chord Player and Drum Machine.

<https://www.onemotion.com/chord-player/>

Chrome Music Lab: Create music in a variety of ways!

<https://musiclab.chromeexperiments.com/>

SFS Kids: Games, instrument exploration and orchestrations.

<http://www.sfskids.org/play/>

The Rhythm Trainer: A neat game for identifying rhythms.

<http://www.therhythmtrainer.com/>