

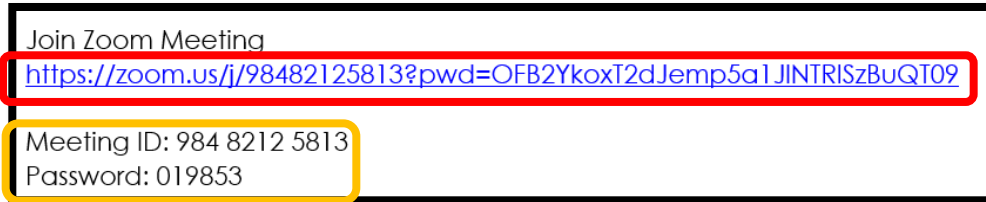
# Zoom Family Guide

(on a computer)

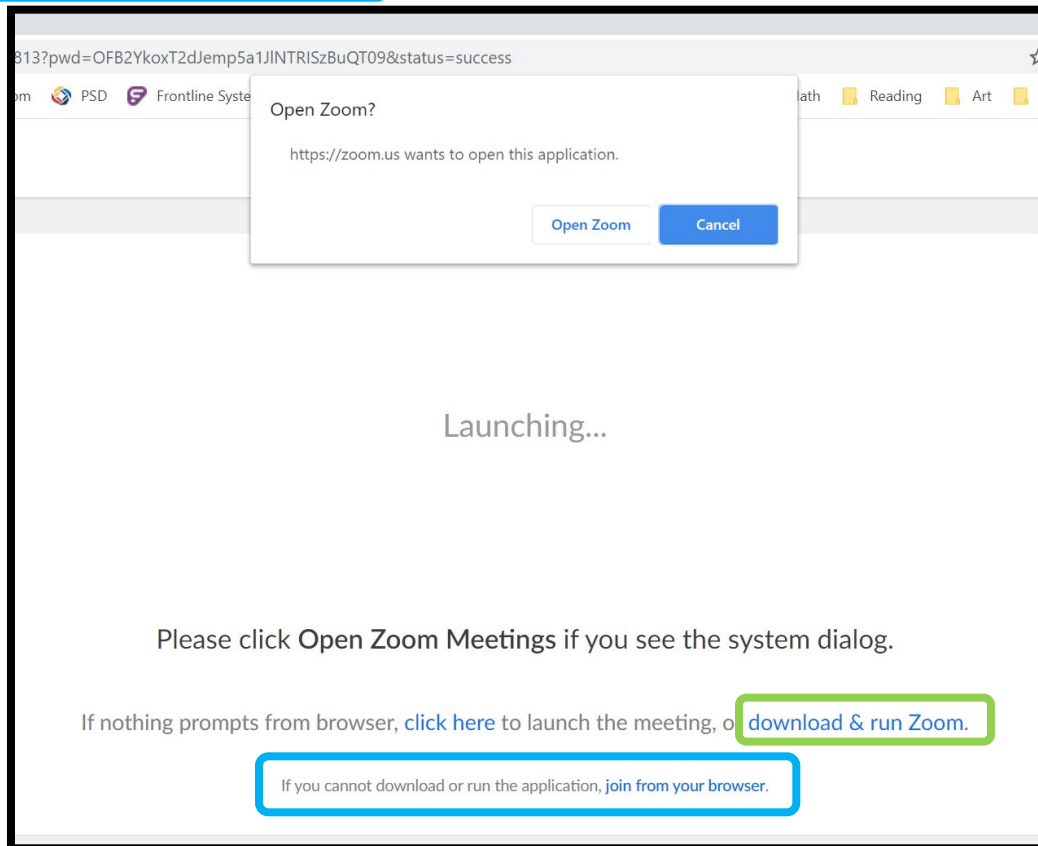
\*Using an iPhone? [See the iPhone instructions here](#)\*

## Join the Meeting


When you receive a **meeting link** from your teacher, click it and it will open in a web browser.



If you are on a device that allows downloads (not a PSD device) you can **download** the app and join the meeting there. Otherwise, wait for this option to appear, then click **"Join from your browser."**



**You can also join a meeting by going to zoom.us in a browser, click **"join a meeting"** and enter the **Meeting ID and Password****

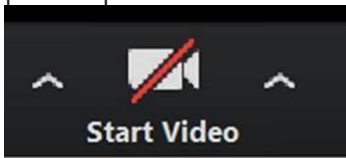


## Meeting Protocols

- Your mic will be muted upon entry. Please be mindful of extra noise in your space (intercoms, people popping in, etc) and keep it muted unless you're speaking.
- Raise your hand by pressing a button in the chat feature.
- [View some Meeting Etiquette Guidelines here](#)

## Meeting instructions

- Start video: Click on the Start Video Icon, and you should then see and hear participants in the meeting

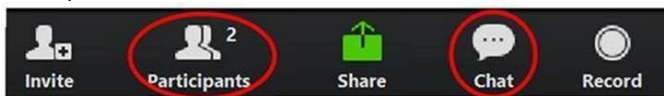


- Turn your camera around: Click on the arrow up, near the video icon. Choose USB.



## Using the Chat Feature

- To open the chat feature, click both Chat and Participants.



- Raise your hand, and the host will unmute your mic

## Troubleshooting the microphone

- Google Chrome browser works best
- Use the chat feature if yours is not working.
- Consider having a set of headphones with a microphone on hand.

