


HOW TO NAVIGATE THROUGH YOUR JOURNEYS EBOOK

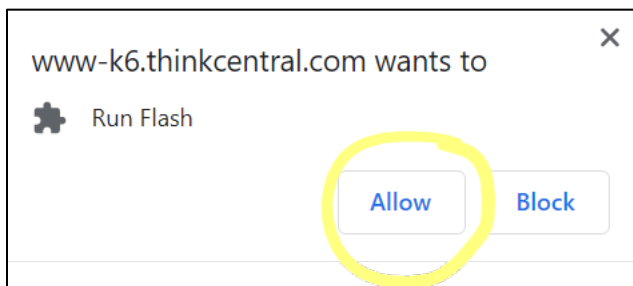
STEP 1: Follow directions from your teacher for how to get to your grade level's eBook.

STEP 2: Choose book 1 or book 2.


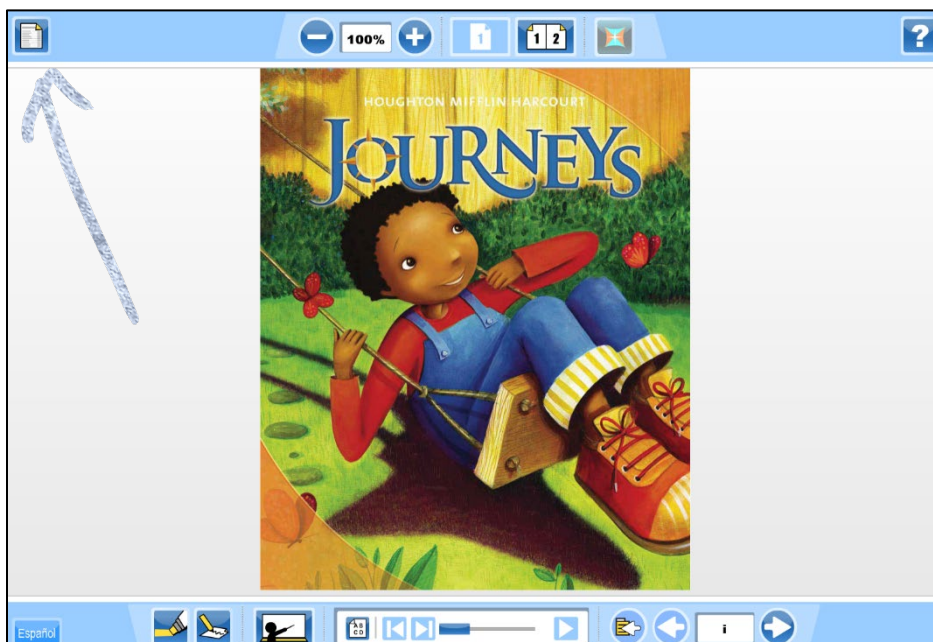
STEP 3: Click "get flash" and run flash player.



Alternate HTML content should be placed here. This content requires the Adobe Flash Player. [Get Flash](#)



STEP 4: Your text will open. To get to the table of contents click the button in the top left corner.



STEP 5: Use the arrow keys to look through the table of contents. When you find the story you want, click on the title.



STEP 6: You will land on the story you clicked and can begin reading.

Unit 1

Neighborhood Visit

Big Idea There are different kinds of communities.

Lesson 1	
Vocabulary in Context	10
Comprehension: Sequence of Events • Infer/Predict	13
Henry and Mudge REALISTIC FICTION	14
<i>by Cynthia Rylant • illustrated by Suzie Stevenson</i>	
Your Turn	25
All in the Family INFORMATIONAL TEXT	26
Making Connections	29
Grammar/Write to Narrate	30
Lesson 2	
Vocabulary in Context	34
Comprehension: Compare and Contrast • Question	37
My Family INFORMATIONAL TEXT	38
<i>written and photographed by George Ancona</i>	
Your Turn	53
Family Poetry POETRY	54
Making Connections	57
Grammar/Write to Narrate	58

OTHER BUTTON FUNCTIONS

